



Starlet Round LED

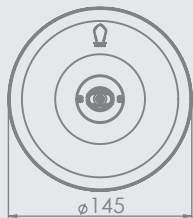


Starlet Round SO
zainstalowana jako PT /
installed as PT (recessed)

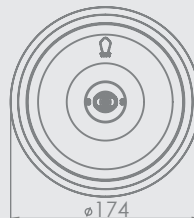
Starlet Round LED



- › Stopień ochrony IP20 /
- › Podstawa i pokrywa wykonane z wysokiej jakości poliwęglanu (PC) lub PC/ABS /
- › Dostępne kolory obudowy: biały i czarny
- › Napięcie zasilania: 230V AC 50Hz (dla MT, AT i CT) lub 230V AC 50Hz / 220V DC (dla CB)
- › Źródło światła: diody LED wysokiej mocy i wydajności
- › Trzy wersje mocy źródeł: 1W, 2W lub 3W
- › Tryby: A (NM) – awaryjny lub SA (M) – sieciowo-awaryjny
- › Czasy autonomii: 1h, 2h lub 3h
- › Zastosowane akumulatory: LiFePO4 lub NiCD
- › Optyka: SO – strefy otwarte, SC – korytarze, SOH – strefy otwarte wysokie lub SCH - korytarze wysokie
- › Opcje testowania: MT – test ręczny, AT – test automatyczny, CT – test centralny (WELLS) lub CB – wykonanie do baterii centralnej
- › Montaż: sufitowy, natynkowy lub wpuszczany
- › Zastosowania: do oświetlania stref otwartych, pomieszczeń wysokich, dróg i wyjść ewakuacyjnych
- › Temperatura barwowa 5000K
- › Współczynnik oddawania barw: Ra>=70
- › Zakres temperatur pracy: t_a 0°C ÷ 40°C
- › IP20 protection rating
- › Housing's base and diuser made of high quality polycarbonate (PC) or PC/ABS
- › Housing's color available: white or black
- › Power supply voltage: 230V AC 50Hz (for MT, AT and CT) or 230V AC 50Hz / 220V DC (for CB)
- › Light source: efficient high power LED
- › Three light source power options: 1W, 2W or 3W
- › Functions: NM (A) – non-maintained or M (SA) – maintained version
- › Autonomy times: 1h, 2h or 3h
- › Batteries applied: LiFePO4 or NiCD
- › Optics: SO – open spaces, SC – corridors, SOH - high open areas or SCH - high corridor
- › Testing options: MT – manual test, AT – auto test, CT – central test (WELLS) or CB – central battery version
- › Installation way: on ceiling (surface) or in ceiling (recessed)
- › Lighting applications for: open spaces, high rooms, evacuation ways and exits
- › Colour temperature 5000K
- › CRI index: Ra>=70
- › Temperature working range: t_a 0°C ÷ 40°C



Starlet Round LED



Starlet Round LED
wersja z ramką PT*
with an accessory PT recessed installation frame*



STARLET ROUND SO

Model / Model	Numer katalogowy / Catalogue number		Moc czynna / Active power	Optyka / Optics	Strumień świetlny sieciowy / Mains luminous flux	Strumień świetlny awaryjny / Emergency luminous flux	Tryb / Mode	Autonomia / Autonomy	Akumulator / Battery Pack	Test / Test
	Biała / White	Czarna / Black								
STARLET ROUND LED SO 150 A 1H MT	91989	90989	1,5W	SO	-	170lm	A (NM)	1h	NiCd 3,6V 600mAh	MT
STARLET ROUND LED SO 150 SA 1H MT	91988	90988	4W	SO	170lm	170lm	SA (M)	1h	NiCd 3,6V 600mAh	MT
STARLET ROUND LED SO 150 A 1H AT	91987	90987	1,5W	SO	-	170lm	A (NM)	1h	NiCd 3,6V 600mAh	AT
STARLET ROUND LED SO 150 SA 1H AT	91986	90986	4W	SO	170lm	170lm	SA (M)	1h	NiCd 3,6V 600mAh	AT
STARLET ROUND LED SO 150 A 1H CT	91985	90985	1,5W	SO	-	170lm	A (NM)	1h	NiCd 3,6V 600mAh	CT
STARLET ROUND LED SO 150 SA 1H CT	91984	90984	4W	SO	170lm	170lm	SA (M)	1h	NiCd 3,6V 600mAh	CT
STARLET ROUND LED SO 150 A 2H MT	91875	90875	2W	SO	-	170lm	A (NM)	2h	LiFePO4 6.4V 1000mAh	MT
STARLET ROUND LED SO 150 SA 2H MT	91874	90874	4,5W	SO	170lm	170lm	SA (M)	2h	LiFePO4 6.4V 1000mAh	MT
STARLET ROUND LED SO 150 A 2H AT	91873	90873	2W	SO	-	170lm	A (NM)	2h	LiFePO4 6.4V 1000mAh	AT
STARLET ROUND LED SO 150 SA 2H AT	91872	90872	4,5W	SO	170lm	170lm	SA (M)	2h	LiFePO4 6.4V 1000mAh	AT
STARLET ROUND LED SO 150 A 2H CT	91871	90871	2W	SO	-	170lm	A (NM)	2h	LiFePO4 6.4V 1000mAh	CT
STARLET ROUND LED SO 150 SA 2H CT	91870	90870	4,5W	SO	170lm	170lm	SA (M)	2h	LiFePO4 6.4V 1000mAh	CT
STARLET ROUND LED SO 150 A 3H MT	91769	90769	2W	SO	-	170lm	A (NM)	3h	LiFePO4 6.4V 1000mAh	MT
STARLET ROUND LED SO 150 SA 3H MT	91768	90768	4,5W	SO	170lm	170lm	SA (M)	3h	LiFePO4 6.4V 1000mAh	MT
STARLET ROUND LED SO 150 A 3H AT	91767	90767	2W	SO	-	170lm	A (NM)	3h	LiFePO4 6.4V 1000mAh	AT
STARLET ROUND LED SO 150 SA 3H AT	91766	90766	4,5W	SO	170lm	170lm	SA (M)	3h	LiFePO4 6.4V 1000mAh	AT
STARLET ROUND LED SO 150 A 3H CT	91765	90765	2W	SO	-	170lm	A (NM)	3h	LiFePO4 6.4V 1000mAh	CT
STARLET ROUND LED SO 150 SA 3H CT	91764	90764	4,5W	SO	170lm	170lm	SA (M)	3h	LiFePO4 6.4V 1000mAh	CT
STARLET ROUND LED SO 150 CB	91770	90770	4W	SO	170lm	170lm	-	-	-	CB
STARLET ROUND LED SO 250 A 1H MT	91979	90979	2W	SO	-	280lm	A (NM)	1h	LiFePO4 6.4V 600mAh	MT
STARLET ROUND LED SO 250 SA 1H MT	91978	90978	7W	SO	280lm	280lm	SA (M)	1h	LiFePO4 6.4V 600mAh	MT
STARLET ROUND LED SO 250 A 1H AT	91977	90977	2W	SO	-	280lm	A (NM)	1h	LiFePO4 6.4V 600mAh	AT
STARLET ROUND LED SO 250 SA 1H AT	91976	90976	7W	SO	280lm	280lm	SA (M)	1h	LiFePO4 6.4V 600mAh	AT
STARLET ROUND LED SO 250 A 1H CT	91975	90975	2W	SO	-	280lm	A (NM)	1h	LiFePO4 6.4V 600mAh	CT
STARLET ROUND LED SO 250 SA 1H CT	91974	90974	7W	SO	280lm	280lm	SA (M)	1h	LiFePO4 6.4V 600mAh	CT
STARLET ROUND LED SO 250 A 2H MT	91865	90865	3W	SO	-	280lm	A (NM)	2h	LiFePO4 6.4V 1800mAh	MT
STARLET ROUND LED SO 250 SA 2H MT	91864	90864	7W	SO	280lm	280lm	SA (M)	2h	LiFePO4 6.4V 1800mAh	MT
STARLET ROUND LED SO 250 A 2H AT	91863	90863	3W	SO	-	280lm	A (NM)	2h	LiFePO4 6.4V 1800mAh	AT
STARLET ROUND LED SO 250 SA 2H AT	91862	90862	7W	SO	280lm	280lm	SA (M)	2h	LiFePO4 6.4V 1800mAh	AT
STARLET ROUND LED SO 250 A 2H CT	91861	90861	3W	SO	-	280lm	A (NM)	2h	LiFePO4 6.4V 1800mAh	CT
STARLET ROUND LED SO 250 SA 2H CT	91860	90860	7W	SO	280lm	280lm	SA (M)	2h	LiFePO4 6.4V 1800mAh	CT
STARLET ROUND LED SO 250 A 3H MT	91759	90759	3W	SO	-	280lm	A (NM)	3h	LiFePO4 6.4V 1800mAh	MT
STARLET ROUND LED SO 250 SA 3H MT	91758	90758	7W	SO	280lm	280lm	SA (M)	3h	LiFePO4 6.4V 1800mAh	MT
STARLET ROUND LED SO 250 A 3H AT	91757	90757	3W	SO	-	280lm	A (NM)	3h	LiFePO4 6.4V 1800mAh	AT
STARLET ROUND LED SO 250 SA 3H AT	91756	90756	7W	SO	280lm	280lm	SA (M)	3h	LiFePO4 6.4V 1800mAh	AT
STARLET ROUND LED SO 250 A 3H CT	91755	90755	3W	SO	-	280lm	A (NM)	3h	LiFePO4 6.4V 1800mAh	CT
STARLET ROUND LED SO 250 SA 3H CT	91754	90754	7W	SO	280lm	280lm	SA (M)	3h	LiFePO4 6.4V 1800mAh	CT
STARLET ROUND LED SO 250 CB	91760	90760	6W	SO	280lm	280lm	-	-	-	CB
STARLET ROUND LED SO 350 A 1H MT	91969	90969	2W	SO	-	350lm	A (NM)	1h	LiFePO4 6.4V 1000mAh	MT
STARLET ROUND LED SO 350 A 1H AT	91967	90967	2W	SO	-	350lm	A (NM)	1h	LiFePO4 6.4V 1000mAh	AT
STARLET ROUND LED SO 350 A 1H CT	91965	90965	2W	SO	-	350lm	A (NM)	1h	LiFePO4 6.4V 1000mAh	CT
STARLET ROUND LED SO 350 A 2H MT	91855	90855	3W	SO	-	350lm	A (NM)	2h	LiFePO4 6.4V 1800mAh	MT
STARLET ROUND LED SO 350 A 2H AT	91853	90853	3W	SO	-	350lm	A (NM)	2h	LiFePO4 6.4V 1800mAh	AT
STARLET ROUND LED SO 350 A 2H CT	91851	90851	3W	SO	-	350lm	A (NM)	2h	LiFePO4 6.4V 1800mAh	CT
STARLET ROUND LED SO 350 CB	91750	90750	7W	SO	350lm	350lm	-	-	-	CB

SO - strefy otwarte / open spaces

A (NM) - tryb awaryjny / non-maintained mode

SA (M) - tryb sieciowo-awaryjny / maintained mode

MT - test ręczny / manual test

AT - test automatyczny / auto test

CB - bateria centralna / central battery



PRZYKŁADOWE ROZSYŁY
ŚWIATŁA DLA SOCZEWEK /
EXEMPLARY LIGHT DIVISIONS FOR LENS



SO - strefy otwarte /
open spaces



SOH - strefy otwarte wysokie /
high open spaces



SC - korytarze /
corridors



SCH - korytarze wysokie /
high corridors

STARLET ROUND SC

Model / Model	Numer katalogowy / Catalogue number		Moc czynna / Active power	Optyka / Optics	Strumień świetlny sieciowy / Mains luminous flux	Strumień świetlny awaryjny / Emergency luminous flux	Tryb / Mode	Autonomia / Autonomy	Akumulator / Battery Pack	Test / Test
	Biała / White	Czarna / Black								
STARLET ROUND LED SC 150 A 1H MT	91939	90939	1,5W	SC	-	140lm	A (NM)	1h	NiCd 3,6V 600mAh	MT
STARLET ROUND LED SC 150 SA 1H MT	91938	90938	4W	SC	140lm	140lm	SA (M)	1h	NiCd 3,6V 600mAh	MT
STARLET ROUND LED SC 150 A 1H AT	91937	90937	1,5W	SC	-	140lm	A (NM)	1h	NiCd 3,6V 600mAh	AT
STARLET ROUND LED SC 150 SA 1H AT	91936	90936	4W	SC	140lm	140lm	SA (M)	1h	NiCd 3,6V 600mAh	AT
STARLET ROUND LED SC 150 A 1H CT	91935	90935	1,5W	SC	-	140lm	A (NM)	1h	NiCd 3,6V 600mAh	CT
STARLET ROUND LED SC 150 SA 1H CT	91934	90934	4W	SC	140lm	140lm	SA (M)	1h	NiCd 3,6V 600mAh	CT
STARLET ROUND LED SC 150 A 2H MT	91826	90825	2W	SC	-	140lm	A (NM)	2h	LiFePO4 6.4V 1000mAh	MT
STARLET ROUND LED SC 150 SA 2H MT	91825	90824	4,5W	SC	140lm	140lm	SA (M)	2h	LiFePO4 6.4V 1000mAh	MT
STARLET ROUND LED SC 150 A 2H AT	91824	90823	2W	SC	-	140lm	A (NM)	2h	LiFePO4 6.4V 1000mAh	AT
STARLET ROUND LED SC 150 SA 2H AT	91823	90822	4,5W	SC	140lm	140lm	SA (M)	2h	LiFePO4 6.4V 1000mAh	AT
STARLET ROUND LED SC 150 A 2H CT	91822	90821	2W	SC	-	140lm	A (NM)	2h	LiFePO4 6.4V 1000mAh	CT
STARLET ROUND LED SC 150 SA 2H CT	91821	90820	4,5W	SC	140lm	140lm	SA (M)	2h	LiFePO4 6.4V 1000mAh	CT
STARLET ROUND LED SC 150 A 3H MT	91699	90719	2W	SC	-	140lm	A (NM)	3h	LiFePO4 6.4V 1000mAh	MT
STARLET ROUND LED SC 150 SA 3H MT	91698	90718	4,5W	SC	140lm	140lm	SA (M)	3h	LiFePO4 6.4V 1000mAh	MT
STARLET ROUND LED SC 150 A 3H AT	91697	90717	2W	SC	-	140lm	A (NM)	3h	LiFePO4 6.4V 1000mAh	AT
STARLET ROUND LED SC 150 SA 3H AT	91696	90716	4,5W	SC	140lm	140lm	SA (M)	3h	LiFePO4 6.4V 1000mAh	AT
STARLET ROUND LED SC 150 A 3H CT	91695	90715	2W	SC	-	140lm	A (NM)	3h	LiFePO4 6.4V 1000mAh	CT
STARLET ROUND LED SC 150 SA 3H CT	91694	90714	4,5W	SC	140lm	140lm	SA (M)	3h	LiFePO4 6.4V 1000mAh	CT
STARLET ROUND LED SC 150 CB	91620	90720	4W	SC	140lm	140lm	-	-	-	CB
STARLET ROUND LED SC 250 A 1H MT	91929	9092	2W	SC	-	250lm	A (NM)	1h	LiFePO4 6.4V 600mAh	MT
STARLET ROUND LED SC 250 SA 1H MT	91928	90928	7W	SC	250lm	250lm	SA (M)	1h	LiFePO4 6.4V 600mAh	MT
STARLET ROUND LED SC 250 A 1H AT	91927	90927	2W	SC	-	250lm	A (NM)	1h	LiFePO4 6.4V 600mAh	AT
STARLET ROUND LED SC 250 SA 1H AT	91926	90926	7W	SC	250lm	250lm	SA (M)	1h	LiFePO4 6.4V 600mAh	AT
STARLET ROUND LED SC 250 A 1H CT	91925	90925	2W	SC	-	250lm	A (NM)	1h	LiFePO4 6.4V 600mAh	CT
STARLET ROUND LED SC 250 SA 1H CT	91924	90924	7W	SC	250lm	250lm	SA (M)	1h	LiFePO4 6.4V 600mAh	CT
STARLET ROUND LED SC 250 A 2H MT	91815	90815	3W	SC	-	250lm	A (NM)	2h	LiFePO4 6.4V 1800mAh	MT
STARLET ROUND LED SC 250 SA 2H MT	91814	90814	7W	SC	250lm	250lm	SA (M)	2h	LiFePO4 6.4V 1800mAh	MT
STARLET ROUND LED SC 250 A 2H AT	91813	90813	3W	SC	-	250lm	A (NM)	2h	LiFePO4 6.4V 1000mAh	AT
STARLET ROUND LED SC 250 SA 2H AT	91812	90812	7W	SC	250lm	250lm	SA (M)	2h	LiFePO4 6.4V 1800mAh	AT
STARLET ROUND LED SC 250 A 2H CT	91811	90811	3W	SC	-	250lm	A (NM)	2h	LiFePO4 6.4V 1800mAh	CT
STARLET ROUND LED SC 250 SA 2H CT	91810	90810	7W	SC	280lm	250lm	SA (M)	2h	LiFePO4 6.4V 1800mAh	CT
STARLET ROUND LED SC 250 A 3H MT	91675	90709	3W	SC	-	250lm	A (NM)	3h	LiFePO4 6.4V 1800mAh	MT
STARLET ROUND LED SC 250 SA 3H MT	91674	90708	7W	SC	250lm	250lm	SA (M)	3h	LiFePO4 6.4V 1800mAh	MT
STARLET ROUND LED SC 250 A 3H AT	91673	90707	3W	SC	-	250lm	A (NM)	3h	LiFePO4 6.4V 1800mAh	AT
STARLET ROUND LED SC 250 SA 3H AT	91672	90706	7W	SC	250lm	250lm	SA (M)	3h	LiFePO4 6.4V 1800mAh	AT
STARLET ROUND LED SC 250 A 3H CT	91671	90705	3W	SC	-	250lm	A (NM)	3h	LiFePO4 6.4V 1800mAh	CT
STARLET ROUND LED SC 250 SA 3H CT	91670	90704	7W	SC	250lm	250lm	SA (M)	3h	LiFePO4 6.4V 1800mAh	CT
STARLET ROUND LED SC 250 CB	91710	90710	6W	SC	250lm	250lm	-	-	-	CB
STARLET ROUND LED SC 350 A 1H MT	91919	90919	2W	SC	-	340lm	A (NM)	1h	LiFePO4 6.4V 1000mAh	MT
STARLET ROUND LED SC 350 A 1H AT	91917	90917	2W	SC	-	340lm	A (NM)	1h	LiFePO4 6.4V 1000mAh	AT
STARLET ROUND LED SC 350 A 1H CT	91915	90915	2W	SC	-	340lm	A (NM)	1h	LiFePO4 6.4V 1000mAh	CT
STARLET ROUND LED SC 350 A 2H MT	91785	90805	3W	SC	-	340lm	A (NM)	2h	LiFePO4 6.4V 1800mAh	MT
STARLET ROUND LED SC 350 A 2H AT	91783	90803	3W	SC	-	340lm	A (NM)	2h	LiFePO4 6.4V 1800mAh	AT
STARLET ROUND LED SC 350 A 2H CT	91781	90801	3W	SC	-	340lm	A (NM)	2h	LiFePO4 6.4V 1800mAh	CT
STARLET ROUND LED SC 350 CB	91690	90700	7W	SC	340lm	340lm	-	-	-	CB

SC - soczewka korytarzowa / corridor lens type
A (NM) - tryb awaryjny / non-maintained mode
SA (M) - tryb sieciowo-awaryjny / maintained mode

MT - test ręczny / manual test
AT - test automatyczny / auto test
CB - bateria centralna / central battery



Starlet Round SOH
zainstalowana jako PT /
installed as PT (recessed)



STARLET ROUND SOH

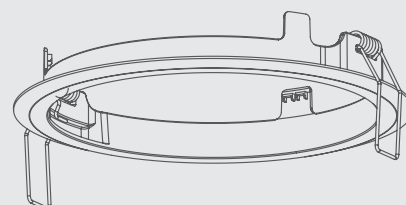
Model / Model	Numer katalogowy / Catalogue number		Moc czynna / Active power	Optyka / Optics	Strumień świetlny sieciowy / Mains luminous flux	Strumień świetlny awaryjny / Emergency luminous flux	Tryb / Mode	Autonomia / Autonomy	Akumulator / Battery Pack	Test / Test
	Biała / White	Czarna / Black								
STARLET ROUND LED SOH 250 A 1H MT	91959	90959	2W	SOH	-	290lm	A (NM)	1h	LiFePO4 6.4V 600mAh	MT
STARLET ROUND LED SOH 250 SA 1H MT	91958	90958	7W	SOH	290lm	290lm	SA (M)	1h	LiFePO4 6.4V 600mAh	MT
STARLET ROUND LED SOH 250 A 1H AT	91957	90957	2W	SOH	-	290lm	A (NM)	1h	LiFePO4 6.4V 600mAh	AT
STARLET ROUND LED SOH 250 SA 1H AT	91956	90956	7W	SOH	290lm	290lm	SA (M)	1h	LiFePO4 6.4V 600mAh	AT
STARLET ROUND LED SOH 250 A 1H CT	91955	90955	2W	SOH	-	290lm	A (NM)	1h	LiFePO4 6.4V 600mAh	CT
STARLET ROUND LED SOH 250 SA 1H CT	91954	90954	7W	SOH	290lm	290lm	SA (M)	1h	LiFePO4 6.4V 600mAh	CT
STARLET ROUND LED SOH 250 A 2H MT	91649	90845	3W	SOH	-	290lm	A (NM)	2h	LiFePO4 6.4V 1800mAh	MT
STARLET ROUND LED SOH 250 SA 2H MT	91648	90844	7W	SOH	290lm	290lm	SA (M)	2h	LiFePO4 6.4V 1800mAh	MT
STARLET ROUND LED SOH 250 A 2H AT	91647	90843	3W	SOH	-	290lm	A (NM)	2h	LiFePO4 6.4V 1800mAh	AT
STARLET ROUND LED SOH 250 SA 2H AT	91646	90842	7W	SOH	290lm	290lm	SA (M)	2h	LiFePO4 6.4V 1800mAh	AT
STARLET ROUND LED SOH 250 A 2H CT	91645	90841	3W	SOH	-	290lm	A (NM)	2h	LiFePO4 6.4V 1800mAh	CT
STARLET ROUND LED SOH 250 SA 2H CT	91644	90840	7W	SOH	290lm	290lm	SA (M)	2h	LiFePO4 6.4V 1800mAh	CT
STARLET ROUND LED SOH 250 A 3H MT	91739	90739	3W	SOH	-	290lm	A (NM)	3h	LiFePO4 6.4V 1800mAh	MT
STARLET ROUND LED SOH 250 SA 3H MT	91738	90738	7W	SOH	290lm	290lm	SA (M)	3h	LiFePO4 6.4V 1800mAh	MT
STARLET ROUND LED SOH 250 A 3H AT	91737	90737	3W	SOH	-	290lm	A (NM)	3h	LiFePO4 6.4V 1800mAh	AT
STARLET ROUND LED SOH 250 SA 3H AT	91736	90736	7W	SOH	290lm	290lm	SA (M)	3h	LiFePO4 6.4V 1800mAh	AT
STARLET ROUND LED SOH 250 A 3H CT	91735	90735	3W	SOH	-	290lm	A (NM)	3h	LiFePO4 6.4V 1800mAh	CT
STARLET ROUND LED SOH 250 SA 3H CT	91734	90734	7W	SOH	290lm	290lm	SA (M)	3h	LiFePO4 6.4V 1800mAh	CT
STARLET ROUND LED SOH 250 CB	91740	90740	6W	SOH	290lm	290lm	-	-	-	CB
STARLET ROUND LED SOH 350 A 1H MT	91949	90949	2W	SOH	-	380lm	A (NM)	1h	LiFePO4 6.4V 1000mAh	MT
STARLET ROUND LED SOH 350 A 1H AT	91947	90947	2W	SOH	-	380lm	A (NM)	1h	LiFePO4 6.4V 1000mAh	AT
STARLET ROUND LED SOH 350 A 1H CT	91945	90945	2W	SOH	-	380lm	A (NM)	1h	LiFePO4 6.4V 1000mAh	CT
STARLET ROUND LED SOH 350 A 2H MT	91835	90835	3W	SOH	-	350lm	A (NM)	2h	LiFePO4 6.4V 1800mAh	MT
STARLET ROUND LED SOH 350 A 2H AT	91833	90833	3W	SOH	-	380lm	A (NM)	2h	LiFePO4 6.4V 1800mAh	AT
STARLET ROUND LED SOH 350 A 2H CT	91831	90831	3W	SOH	-	380lm	A (NM)	2h	LiFePO4 6.4V 1800mAh	CT
STARLET ROUND LED SOH 350 CB	91730	90730	7W	SOH	380lm	380lm	-	-	-	CB

SOH - strefy otwarte wysokie / open spaces high
A (NM) - tryb awaryjny / non-maintained mode
SA (M) - tryb sieciowo-awaryjny / maintained mode

MT - test ręczny / manual test
AT - test automatyczny / auto test
CB - bateria centralna / central battery

AKCESORIA / ACCESSORIES

Wykonanie produktu / Product version	Numer katalogowy / Catalogue number	
	Biała / White	Czarna / Black
Ramka do montażu podtynkowego PT / PT recessed installation frame	91990	90990





Starlet Round SCH

STARLET ROUND SCH

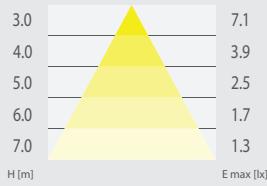
Model / Model	Numer katalogowy / Catalogue number		Moc czynna / Active power	Optyka / Optics	Strumień świetlny sieciowy / Mains luminous flux	Strumień świetlny awaryjny / Emergency luminous flux	Tryb / Mode	Autonomia / Autonomy	Akumulator / Battery Pack	Test / Test
	Biała / White	Czarna / Black								
STARLET ROUND LED SCH 250 A 1H MT	91589	90909	2W	SCH	-	280lm	A (NM)	1h	LiFePO4 6.4V 600mAh	MT
STARLET ROUND LED SCH 250 SA 1H MT	91588	90908	7W	SCH	280lm	280lm	SA (M)	1h	LiFePO4 6.4V 600mAh	MT
STARLET ROUND LED SCH 250 A 1H AT	91587	90907	2W	SCH	-	280lm	A (NM)	1h	LiFePO4 6.4V 600mAh	AT
STARLET ROUND LED SCH 250 SA 1H AT	91586	90906	7W	SCH	280lm	280lm	SA (M)	1h	LiFePO4 6.4V 600mAh	AT
STARLET ROUND LED SCH 250 A 1H CT	91585	90905	2W	SCH	-	280lm	A (NM)	1h	LiFePO4 6.4V 600mAh	CT
STARLET ROUND LED SCH 250 SA 1H CT	91584	90904	7W	SCH	280lm	280lm	SA (M)	1h	LiFePO4 6.4V 600mAh	CT
STARLET ROUND LED SCH 250 A 2H MT	91475	90895	3W	SCH	-	280lm	A (NM)	2h	LiFePO4 6.4V 1800mAh	MT
STARLET ROUND LED SCH 250 SA 2H MT	91474	90894	7W	SCH	280lm	280lm	SA (M)	2h	LiFePO4 6.4V 1800mAh	MT
STARLET ROUND LED SCH 250 A 2H AT	91473	90893	3W	SCH	-	280lm	A (NM)	2h	LiFePO4 6.4V 1800mAh	AT
STARLET ROUND LED SCH 250 SA 2H AT	91472	90892	7W	SCH	280lm	280lm	SA (M)	2h	LiFePO4 6.4V 1800mAh	AT
STARLET ROUND LED SCH 250 A 2H CT	91471	90891	3W	SCH	-	280lm	A (NM)	2h	LiFePO4 6.4V 1800mAh	CT
STARLET ROUND LED SCH 250 SA 2H CT	91470	90890	7W	SCH	280lm	280lm	SA (M)	2h	LiFePO4 6.4V 1800mAh	CT
STARLET ROUND LED SCH 250 A 3H MT	91369	90789	3W	SCH	-	280lm	A (NM)	3h	LiFePO4 6.4V 1800mAh	MT
STARLET ROUND LED SCH 250 SA 3H MT	91368	90788	7W	SCH	290lm	280lm	SA (M)	3h	LiFePO4 6.4V 1800mAh	MT
STARLET ROUND LED SCH 250 A 3H AT	91367	90787	3W	SCH	-	280lm	A (NM)	3h	LiFePO4 6.4V 1800mAh	AT
STARLET ROUND LED SCH 250 SA 3H AT	91366	90786	7W	SCH	280lm	280lm	SA (M)	3h	LiFePO4 6.4V 1800mAh	AT
STARLET ROUND LED SCH 250 A 3H CT	91365	90785	3W	SCH	-	280lm	A (NM)	3h	LiFePO4 6.4V 1800mAh	CT
STARLET ROUND LED SCH 250 SA 3H CT	91364	90784	7W	SCH	280lm	280lm	SA (M)	3h	LiFePO4 6.4V 1800mAh	CT
STARLET ROUND LED SCH 250 CB	91370	90790	6W	SCH	280lm	280lm	-	-	-	CB
STARLET ROUND LED SCH 350 A 1H MT	91579	90999	2W	SCH	-	360lm	A (NM)	1h	LiFePO4 6.4V 1000mAh	MT
STARLET ROUND LED SCH 350 A 1H AT	91577	90997	2W	SCH	-	360lm	A (NM)	1h	LiFePO4 6.4V 1000mAh	AT
STARLET ROUND LED SCH 350 A 1H CT	91575	90995	2W	SCH	-	360lm	A (NM)	1h	LiFePO4 6.4V 1000mAh	CT
STARLET ROUND LED SCH 350 A 2H MT	91465	90885	3W	SCH	-	360lm	A (NM)	2h	LiFePO4 6.4V 1800mAh	MT
STARLET ROUND LED SCH 350 A 2H AT	91463	90883	3W	SCH	-	360lm	A (NM)	2h	LiFePO4 6.4V 1800mAh	AT
STARLET ROUND LED SCH 350 A 2H CT	91461	90881	3W	SCH	-	360lm	A (NM)	2h	LiFePO4 6.4V 1800mAh	CT
STARLET ROUND LED SCH 350 CB	91360	90780	7W	SCH	360lm	360lm	-	-	-	CB

SCH - soczewka korytarzowa do wysokich pomieszczeń /
corridor lens type for high spaces
A (NM) - tryb awaryjny / non-maintained mode
SA (M) - tryb sieciowo-awaryjny / maintained mode

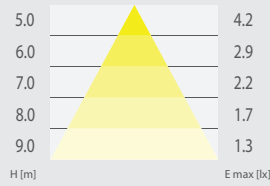
MT - test ręczny / manual test
AT - test automatyczny / auto test
CB - bateria centralna / central battery



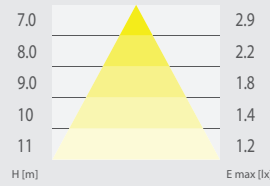
WYKRESY STOŻOKOWE / CONE DIAGRAM



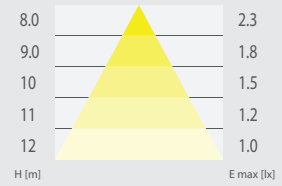
Starlet Round LED SO 150



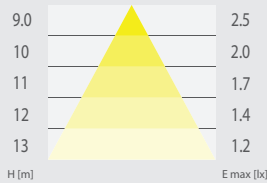
Starlet Round LED SO 250




Starlet Round LED SO 350




Starlet Round LED SOH 250



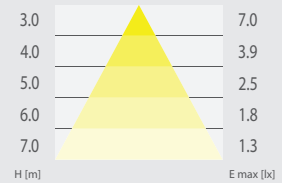
Starlet Round LED SOH 350




Starlet Round LED SC 150




Starlet Round LED SC 250



Starlet Round LED SC 350



Starlet Round LED SCH 250







Starlet Round LED SCH 350





TABELA ODSTĘPÓW DLA PŁASKICH DRÓG EWAKUACYJNYCH /

SPACING TABLE FOR FLAT EVACUATION ROUTES





STARLET ROUND SO 150

Wysokość montażu (m) / Installation height (m)				
2,5	3,5	8,1	8,1	3,5
3	3,8	9,1	9,1	3,8
4	3,9	10,5	10,5	3,9





STARLET ROUND SO 250

Wysokość montażu (m) / Installation height (m)				
2,5	4,0	9,2	9,2	4,0
3	4,5	10,4	10,4	4,5
4	5,0	12,4	12,4	5,0





STARLET ROUND SO 350

Wysokość montażu (m) / Installation height (m)				
2,5	3,8	8,4	8,4	3,8
3	4,3	9,6	9,6	4,3
4	5,1	11,8	11,8	5,1





STARLET ROUND SOH 250

Wysokość montażu (m) / Installation height (m)				
8	5,1	13,0	13,0	5,1
10	5,0	14,1	14,1	5,0
12	3,9	14,6	14,6	3,9





STARLET ROUND SOH 350

Wysokość montażu (m) / Installation height (m)				
8	5,8	14,2	14,2	5,8
10	5,9	15,7	15,7	5,9
12	5,5	16,6	16,6	5,5





STARLET ROUND SC 150

Wysokość montażu (m) / Installation height (m)				
2,5	8,3	18,8	5,8	2,0
3	9,0	21,3	5,8	1,9
4	9,0	25,0	5,5	1,5





STARLET ROUND SC 250

Wysokość montażu (m) / Installation height (m)				
2,5	9,2	20,5	6,6	2,5
3	10,4	23,3	7,1	2,5
4	11,8	28,3	7,2	2,4





STARLET ROUND SC 350

Wysokość montażu (m) / Installation height (m)				
2,5	9,0	20,1	8,0	2,9
3	10,3	22,9	8,3	2,9
4	12,6	27,9	8,3	2,9

STARLET ROUND SCH 250

Wysokość montażu (m) / Installation height (m)				
8	8,2	21,3	4,4	1,8
10	8,6	22,6	4,9	1,9
12	8,6	23,5	5,3	1,8

STARLET ROUND SCH 350

Wysokość montażu (m) / Installation height (m)				
8	9,1	23,6	5,0	2,0
10	9,6	25,1	5,4	2,1
12	10,0	26,2	5,8	2,0