



VELLA SO
zainstalowana jako NT /
installed as NT



Vella



› Stopień ochrony IP65 lub IP44*

› Elementy konstrukcyjne oprawy wykonane z wysokiej jakości materiałów: korpus z PC/ABS, klosz z PC, płyta kierunkowa z PMMA

› Napięcie zasilania: 230V AC 50Hz (dla MT, AT i CT) lub 230V AC 50Hz / 220V DC (dla CB)

› Źródło światła: diody LED

› Funkcje: A (NM) – awaryjna lub SA (M) – sieciowo-awaryjna

› Akumulatory LiFePO4 i NiCd (tylko wersja ECO) z czasami autonomii 1h, 2h lub 3h *, ładowanie 24h

› Opcje testowania: test ręczny MT, auto test AT lub test centralny CT (system WELLS)

› Montaż: ścienny/sufitowy natynkowy lub podtynkowy, sufitowy - z opcją zwieszania

› Do oświetlania dróg ewakuacyjnych, wskazywania kierunków ewakuacji oraz oznaczania wyjść ewakuacyjnych w budynkach użyteczności publicznej

› Widoczność: 24m

› Temperatura barwowa 5000K

› Współczynnik oddawania barw: Ra>=70

› Zakres temperatury pracy: t_a 10°C ÷ 50°C/

* - zależnie od wersji

› IP65 or IP44 protection rating*

› Luminaire's housing elements made of high quality materials: PC/ABS body, PC diffuser, PMMA light guide plate

› Supply voltage: 230V AC 50Hz (for MT, AT and CT) or 230V AC 50Hz / 220V DC (for CB)

› Light source: LED diodes

› Functions: A (NM) – non-maintained version or SA (M) – maintained version

› LiFePO4 and NiCd (only version ECO) batteries with autonomy times 1h, 2h or 3h *, charging 24h

› Test options: manual test MT, auto test AT or central test CT (WELLS system)

› Installation: wall/ceiling surface or recessed, ceiling – optional ly suspended

› For illuminating evacuation paths, indicating its directions and marking evacuation exits in public utility buildings

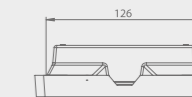


› Visibility: 24m

› Colour tempeature 5000K

› CRI index: Ra>=70

› Temperature working range: t_a 10°C ÷ 50°C

* - depending on version



VELLA LED SO

| Model / Model | Numer katalogowy / Catalogue number | | Optyka / Optics | Strumień świetlny / Luminous flux | Tryb / Mode | Autonomia / Autonomy | Test / Test | Stopień ochrony / Protection level | Moc / Power | Akumulator / Battery Pack |
|------------------------------------|-------------------------------------|----------------|-----------------|-----------------------------------|-------------|----------------------|-------------|------------------------------------|-------------|---------------------------|
| | Biała / White | Czarna / Black | | | | | | | | |
| VELLA LED ECO SO 125 A 1H MT IP44 | 93678 | 93696 | SO | 157 lm | A (NM) | 1h | MT | IP44 | 1,5W | NiCd 3,6V 600mAh |
| VELLA LED ECO SO 125 SA 1H MT IP44 | 93677 | 93694 | SO | 157 lm | SA (M) | 1h | MT | IP44 | 3,5W | NiCd 3,6V 600mAh |
| VELLA LED ECO SO 125 SA 3H MT IP44 | 93669 | 93681 | SO | 157 lm | SA (M) | 3h | MT | IP44 | 4W | NiCd 3,6V 1200mAh |
| VELLA LED ECO SO 125 A 1H MT IP65 | 93676 | 93660 | SO | 157 lm | A (NM) | 1h | MT | IP65 | 1,5W | NiCd 3,6V 600mAh |
| VELLA LED ECO SO 125 SA 1H MT IP65 | 93675 | 93658 | SO | 157 lm | SA (M) | 1h | MT | IP65 | 3,5W | NiCd 3,6V 600mAh |
| VELLA LED ECO SO 125 A 3H MT IP65 | 93668 | 93642 | SO | 157 lm | A (NM) | 3h | MT | IP65 | 1,5W | NiCd 3,6V 1200mAh |
| VELLA LED ECO SO 125 SA 3H MT IP65 | 93667 | 93672 | SO | 157 lm | SA (M) | 3h | MT | IP65 | 4W | NiCd 3,6V 1200mAh |
| VELLA LED ECO SO 125 SA 8H MT IP65 | 93673 | 93593 | SO | 157 lm | SA (M) | 8h | MT | IP65 | 4,5W | NiMH3,6V 4000mAh |
| VELLA LED ECO SO 125 CB IP65 | 93665 | 93565 | SO | 157 lm | - | - | - | IP65 | 2,5W | - |
| VELLA LED ECO SO 250 A 1H MT IP44 | 93664 | 93692 | SO | 314 lm | A (NM) | 1h | MT | IP44 | 1,5W | NiCd 3,6V 1000mAh |
| VELLA LED ECO SO 250 SA 3H MT IP44 | 93655 | 93683 | SO | 314 lm | SA (M) | 3h | MT | IP44 | 7W | NiCd 3,6V 2500mAh |
| VELLA LED ECO SO 250 A 1H MT IP65 | 93662 | 93646 | SO | 314 lm | A (NM) | 1h | MT | IP65 | 1,5W | NiCd 3,6V 1000mAh |
| VELLA LED ECO SO 250 SA 1H MT IP65 | 93661 | 93644 | SO | 314 lm | SA (M) | 1h | MT | IP65 | 6W | NiCd 3,6V 1000mAh |
| VELLA LED ECO SO 250 SA 3H MT IP65 | 93653 | 93638 | SO | 314 lm | SA (M) | 3h | MT | IP65 | 7W | NiCd 3,6V 2500mAh |
| VELLA LED ECO SO 250 CB IP65 | 93651 | 93556 | SO | 314 lm | - | - | - | IP65 | 5W | - |
| VELLA LED SO 150 SA 3H MT IP65 | 93504 | 93632 | SO | 190 lm | SA (M) | 3h | MT | IP65 | 6W | LiFePO4 6,4V 1500mAh |
| VELLA LED SO 150 A 1H AT IP65 | 93547 | 93625 | SO | 190 lm | A (NM) | 1h | AT | IP65 | 3,5W | LiFePO4 6,4V 600mAh |
| VELLA LED SO 150 SA 3H AT IP44 | 93506 | 93628 | SO | 190 lm | SA (M) | 3h | AT | IP44 | 6W | LiFePO4 6,4V 1500mAh |
| VELLA LED SO 150 SA 3H AT IP65 | 93508 | 93622 | SO | 190 lm | SA (M) | 3h | AT | IP65 | 5W | LiFePO4 6,4V 1500mAh |
| VELLA LED SO 250 SA 3H MT IP65 | 93516 | 93630 | SO | 331 lm | SA (M) | 3h | MT | IP65 | 7W | LiFePO4 6,4V 3000mAh |
| VELLA LED SO 250 SA 3H AT IP44 | 93518 | 93592 | SO | 331 lm | SA (M) | 3h | AT | IP44 | 8W | LiFePO4 6,4V 3000mAh |
| VELLA LED SO 250 SA 3H AT IP65 | 93520 | 93615 | SO | 331 lm | SA (M) | 3h | AT | IP65 | 7W | LiFePO4 6,4V 3000mAh |
| VELLA LED SO 350 SA 3H AT IP65 | 93525 | 93607 | SO | 368 lm | SA (M) | 3h | AT | IP65 | 8W | LiFePO4 6,4V 3000mAh |
| VELLA LED SO 350-P SA 3H AT IP65 | 93529 | 93599 | SO | 446 lm | SA (M) | 3h | AT | IP65 | 9W | LiFePO4 6,4V 3000mAh |
| VELLA LED SO 650 SA 2H AT IP65 | 93527 | 93594 | SO | 732 lm | SA (M) | 2h | AT | IP65 | 12W | LiFePO4 6,4V 3000mAh |

VELLA LED SC

| Model / Model | Numer katalogowy / Catalogue number | | Optyka / Optics | Strumień świetlny / Luminous flux | Tryb / Mode | Autonomia / Autonomy | Test / Test | Stopień ochrony / Protection level | Moc / Power | Akumulator / Battery Pack |
|------------------------------------|-------------------------------------|----------------|-----------------|-----------------------------------|-------------|----------------------|-------------|------------------------------------|-------------|---------------------------|
| | Biała / White | Czarna / Black | | | | | | | | |
| VELLA LED ECO SC 125 A 1H MT IP65 | 93808 | 93659 | SC | 159 lm | A (NM) | 1h | MT | IP65 | 1W | NiCd 3,6V 600mAh |
| VELLA LED ECO SC 125 SA 3H MT IP65 | 93799 | 93671 | SC | 159 lm | SA (M) | 3h | MT | IP65 | 4W | NiCd 3,6V 1200mAh |
| VELLA LED ECO SC 250 SA 3H MT IP65 | 93785 | 93789 | SC | 286 lm | SA (M) | 3h | MT | IP65 | 7W | NiCd 3,6V 2500mAh |
| VELLA LED ECO SC 250 A 1H MT IP65 | 93794 | 93645 | SC | 286 lm | A (NM) | 1h | MT | IP65 | 1,5W | NiCd 3,6V 1000mAh |
| VELLA LED ECO SC 250 SA 1H MT IP65 | 93793 | 93643 | SC | 286 lm | SA (M) | 1h | MT | IP65 | 6W | NiCd 3,6V 1000mAh |
| VELLA LED SC 250 CB IP65 | 93700 | 93591 | SC | 331 lm | - | - | - | IP65 | 5W | - |
| VELLA LED SC 150 SA 3H AT IP65 | 93702 | 93621 | SC | 188 lm | SA (M) | 3h | AT | IP65 | 7W | LiFePO4 6,4V 1500mAh |
| VELLA LED SC 250 SA 3H AT IP65 | 93706 | 93614 | SC | 287 lm | SA (M) | 3h | AT | IP65 | 8W | LiFePO4 6,4V 3000mAh |

SO - strefy otwarte / open spaces
SC - soczewka korytarzowa / corridor lens type
350-P - strefy otwarte (Power LED) / open spaces (Power LED)
A (NM) - tryb awaryjny / non-maintained mode

SA (M) - tryb sieciowo-awaryjny / maintained mode
MT - test ręczny / manual test
AT - test automatyczny / auto test
CB - bateria centralna / central battery



VELLA LED SO BLACK

VELLA LED SOH

| Model / Model | Numer katalogowy / Catalogue number | | Optyka / Optics | Strumień świetlny / Luminous flux | Tryb / Mode | Autonomia / Autonomy | Test / Test | Stopień ochrony / Protection level | Moc / Power | Akumulator / Battery Pack |
|---------------------------------|-------------------------------------|----------------|-----------------|-----------------------------------|-------------|----------------------|-------------|------------------------------------|-------------|---------------------------|
| | Biała / White | Czarna / Black | | | | | | | | |
| VELLA LED SOH 250 SA 3H AT IP65 | 93532 | 93612 | SOH | 346 lm | SA (M) | 3h | AT | IP65 | 9W | LiFEPO4 6,4V 3000mAh |
| VELLA LED SOH 250 CB IP65 | 93549 | 93590 | SOH | 347 lm | - | - | - | IP65 | 6W | - |
| VELLA LED SOH 400 SA 2H AT IP65 | 93536 | 93597 | SOH | 525 lm | SA (M) | 2h | AT | IP65 | 10W | LiFEPO4 6,4V 3000mAh |

VELLA LED SCH

| Model / Model | Numer katalogowy / Catalogue number | | Optyka / Optics | Strumień świetlny / Luminous flux | Tryb / Mode | Autonomia / Autonomy | Test / Test | Stopień ochrony / Protection level | Moc / Power | Akumulator / Battery Pack |
|---------------------------------|-------------------------------------|----------------|-----------------|-----------------------------------|-------------|----------------------|-------------|------------------------------------|-------------|---------------------------|
| | Biała / White | Czarna / Black | | | | | | | | |
| VELLA LED SCH 350 SA 3H AT IP65 | 93718 | 93600 | SCH | 477 lm | SA (M) | 3h | AT | IP65 | 10W | LiFEPO4 6,4V 3000mAh |

VELLA LED SCA

| Model / Model | Numer katalogowy / Catalogue number | | Optyka / Optics | Strumień świetlny / Luminous flux | Tryb / Mode | Autonomia / Autonomy | Test / Test | Stopień ochrony / Protection level | Moc / Power | Akumulator / Battery Pack |
|---------------------------------|-------------------------------------|----------------|-----------------|-----------------------------------|-------------|----------------------|-------------|------------------------------------|-------------|---------------------------|
| | Biała / White | Czarna / Black | | | | | | | | |
| VELLA LED SCA 150 SA 3H AT IP65 | 93710 | 93619 | SC | 184 lm | SA (M) | 3h | AT | IP65 | 6W | LiFEPO4 6,4V 1500mAh |
| VELLA LED SCA 250 SA 3H AT IP65 | 93714 | 93610 | SC | 333 lm | SA (M) | 3h | AT | IP65 | 8W | LiFEPO4 6,4V 3000mAh |
| VELLA LED SCA 250 CB IP65 | 93699 | 93589 | SC | 333 lm | - | - | - | IP65 | 4,5W | - |

VELLA LED SCHA

| Model / Model | Numer katalogowy / Catalogue number | | Optyka / Optics | Strumień świetlny / Luminous flux | Tryb / Mode | Autonomia / Autonomy | Test / Test | Stopień ochrony / Protection level | Moc / Power | Akumulator / Battery Pack |
|----------------------------------|-------------------------------------|----------------|-----------------|-----------------------------------|-------------|----------------------|-------------|------------------------------------|-------------|---------------------------|
| | Biała / White | Czarna / Black | | | | | | | | |
| VELLA LED SCHA 250 SA 3H AT IP65 | 93722 | 93608 | SCHA | 336 lm | SA (M) | 3h | AT | IP65 | 9W | LiFEPO4 6,4V 3000mAh |
| VELLA LED SCHA 400 SA 2H AT IP65 | 93726 | 93595 | SCHA | 468 lm | SA (M) | 2h | AT | IP65 | 11W | LiFEPO4 6,4V 3000mAh |

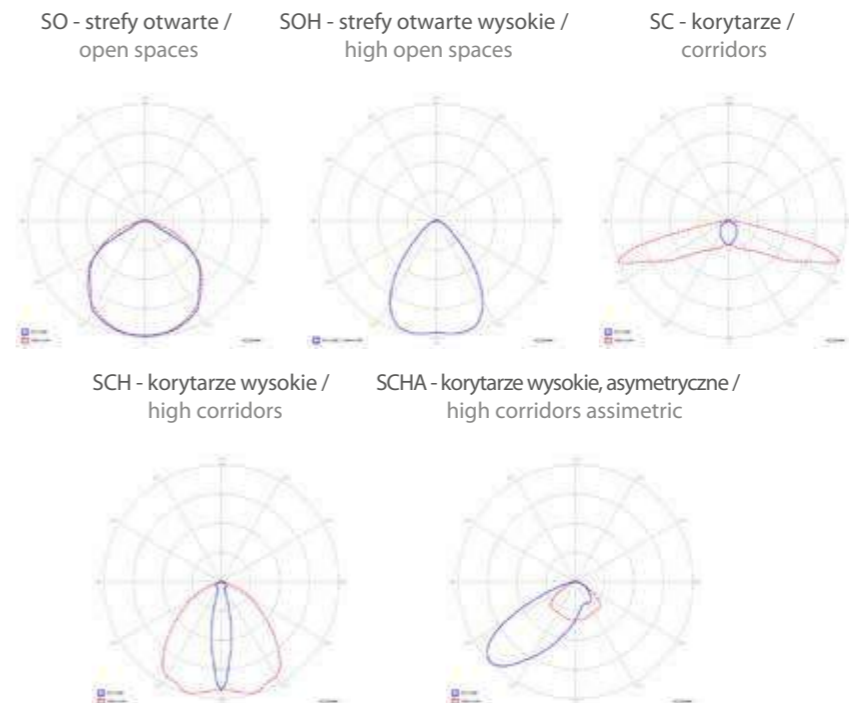
SOH - strefy otwarte wysokie / open spaces high
SCHA - soczewka korytarzowa do wysokich pomieszczeń, asymetryczna / corridor lens type for high spaces, asymmetric
SCA - soczewka korytarzowa, asymetryczna / asymmetric corridor lens type
SCH - soczewka korytarzowa do wysokich pomieszczeń / corridor lens type for high spaces

A (NM) - tryb awaryjny / non-maintained mode
SA (M) - tryb sieciowo-awaryjny / maintained mode
MT - test ręczny / manual test
AT - test automatyczny / auto test
CB - bateria centralna / central battery



PRZYKŁADOWE ROZSYŁY ŚWIATŁA DLA SOCZEWEK /

EXEMPLARY LIGHT DIVISIONS FOR LENS





Vella LED Black
zainstalowana jako DS NT /
installed as DS NT



Vella LED
zainstalowana jako DS NT /
installed as DS NT



Vella LED
zainstalowana jako SO PT /
installed as SO PT

AKCESORIA I PIKTOGRAMY / ACCESSORIES AND PICTOGRAMS

| Wykonanie produktu / Product version | Numer katalogowy / Catalogue number | Wymiary (mm) / Dimension (mm) |
|---|--|----------------------------------|
| DS Vella - płyta PMMA / DS Vella - PMMA plate | 93601 | 267 x 150 |
| Wyjście w lewo / Exit left | 93334 | 123 x 123 |
| Wyjście w prawo / Exit right | 93335 | 123 x 123 |
| Strzałka lewo / prawo / góra / dół / Arrow left / right / up / down | 93336 | 123 x 123 |
| Strzałka ukośna góra / dół / Arrow cross up / down | 93337 | 123 x 123 |
| Wyjście ewakuacyjne / Evacuation exit | 93338 | 246 x 123 |
| Hydrant wewnętrzny / Fire hose reel | 93091 | 246 x 123 |
| Zestaw „PT” do montażu podtynkowego / „PT” recessed mounting kit | 94491 | - |
| Zestaw do montażu zwieszanego / Suspended mounting kit | 94490 | max. 2000 |

| Wykonanie produktu / Product version | Białe / White | Czarne / Black | Srebrne / Silver | Wymiary (mm) / Dimension (mm) |
|---|------------------|-------------------|---------------------|----------------------------------|
| Osłona ochronna / Protective canopy | 91844 | 91843 | - | 373 x 171 x 65 |
| Uchwyt kątowy / 0°-90° mounting support | 93605 | 91992 | - | 202 x 45 x 66 |
| Siatka ochronna / Protective grid | - | - | 91840 | 340 x 200 x 62 |

TABELA ODSTĘPÓW DLA PŁASKICH DRÓG EWAKUACYJNYCH / SPACING TABLE FOR FLAT EVACUATION ROUTES

VELLA LED SO 150

| Wysokość montażu (m) / Installation height (m) | | | | |
|---|-----|-----|-----|-----|
| 2,5 | 3,3 | 8,4 | 8,2 | 3,2 |
| 3 | 3,4 | 9 | 8,7 | 3,3 |
| 4 | 3,4 | 9,7 | 9,4 | 3,3 |

VELLA LED SC 150

| Wysokość montażu (m) / Installation height (m) | | | | |
|---|-----|-----|------|-----|
| 2,5 | 2,4 | 6,5 | 17,1 | 6,8 |
| 3 | 2,4 | 6,8 | 18,6 | 7,0 |
| 4 | 2,2 | 7,0 | 20,2 | 6,1 |

VELLA LED SO 350

| Wysokość montażu (m) / Installation height (m) | | | | |
|---|-----|------|------|-----|
| 2,5 | 4,1 | 10,1 | 8,9 | 4,0 |
| 3 | 4,4 | 11 | 10,7 | 4,2 |
| 4 | 4,7 | 12,3 | 11,9 | 4,6 |

VELLA LED SO 350-P

| Wysokość montażu (m) / Installation height (m) | | | | |
|---|-----|------|------|-----|
| 6 | 5,8 | 15,3 | 15,5 | 5,9 |
| 8 | 5,2 | 15,6 | 15,8 | 5,4 |
| 10 | 3,5 | 15,0 | 15,2 | 3,4 |

VELLA LED SO 250

| Wysokość montażu (m) / Installation height (m) | | | | |
|---|-----|------|------|-----|
| 2,5 | 3,8 | 9,6 | 10 | 4 |
| 3 | 4,1 | 10,5 | 10,8 | 4,2 |
| 4 | 4,4 | 11,6 | 11,9 | 4,4 |

VELLA LED SC 250

| Wysokość montażu (m) / Installation height (m) | | | | |
|---|-----|-----|------|------|
| 8 | 2,8 | 6,6 | 22,5 | 9,2 |
| 10 | 3,0 | 7,2 | 24,6 | 10,0 |
| 12 | 3,1 | 7,8 | 26,1 | 10,4 |

VELLA LED SOH 250

| Wysokość montażu (m) / Installation height (m) | | | | |
|---|-----|------|------|-----|
| 8 | 5,6 | 13,8 | 13,8 | 5,6 |
| 10 | 5,6 | 14,9 | 14,9 | 5,6 |
| 12 | 4,1 | 15,3 | 15,3 | 4,0 |

VELLA LED SCH 350

| Wysokość montażu (m) / Installation height (m) | | | | |
|---|-----|-----|------|------|
| 8 | 2,8 | 6,6 | 22,5 | 9,2 |
| 10 | 3,0 | 7,2 | 24,6 | 10,0 |
| 12 | 3,1 | 7,8 | 26,1 | 10,4 |

VELLA LED SO 650

| Wysokość montażu (m) / Installation height (m) | | | | |
|---|-----|------|------|-----|
| 8 | 7,4 | 19,6 | 19,9 | 7,6 |
| 10 | 7,0 | 20,3 | 20,5 | 7,1 |
| 12 | 6,0 | 20,1 | 20,3 | 6,1 |

VELLA LED SOH 400

| Wysokość montażu (m) / Installation height (m) | | | | |
|---|-----|------|------|-----|
| 8 | 6,6 | 15,7 | 15,7 | 6,7 |
| 10 | 6,9 | 17,2 | 17,2 | 6,9 |
| 12 | 6,6 | 18,2 | 18,1 | 6,6 |



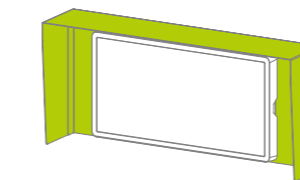
93601



94491



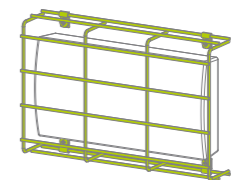
94490



91844 / 91843



93605 / 91992



91840



PIKTOGRAMY W ZESTAWIE / PICTOGRAM IN THE KIT
Tylko do / Only for - Vella LED ECO SO 125/250, Vella LED SO 150/250

